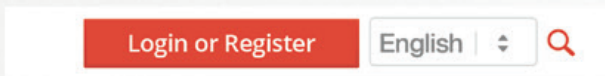


The final portion of each International Training eLearning course is a final exam. The exam must be completed in order and during one session, meaning once it is started, it has to be finished. You must achieve a minimum passing score for each exam. If you do not, you will have to retake the exam.

Once the exam is successfully completed, the final screen will be a congratulations screen, along with additional instructions. It is important that at this time, you either print off the detailed student report or save it to your computer. The information contained in the report is critical to your instructor. Your instructor will review the report with you when you start the next phase of the course. This phase consists of the face-to-face academic session before the in-water training begins.

Coming Back to wearefriti.com and Logging In:

1. Open a web browser and enter **wearefriti.com**
2. At the top of the page, select **Login or Register**. This will lead you to the login section to access your user profile.



3. Enter your **username**:
4. Enter your **password**:
(Use the blanks above to record your username and password.)
5. Once you have successfully logged in, select the **My eLearning** section in the navigation bar.



6. In the **My eLearning** section, you will see two tables: **Courses in Progress** and **Completed Courses**. Highlight the course you are taking, under the courses in progress list, and then select **Go to Course**.



The moment you have been waiting for!

Now it's time to meet in person! All First Response Training International courses have a classroom element to them. Have fun and remember that the knowledge you are gaining today could save a life tomorrow.

Advancing your Skills and Knowledge

First Response Training International has a wide variety of layperson rescuer courses available. When you are ready, you can sign up for any eLearning program we offer and there are no prerequisites to take online courses₁. They are available at your fingertips 24 hours a day, seven days a week₂. All you need is a device with internet access. So what are you waiting for? Jump online now and expand your life saving knowledge!

System Requirements

For the most up to date view of the System Requirements, visit the bottom of any page listed to find the **System Requirements** link to ensure a smooth experience while using the site.

1. There are no prerequisites to participate in eLearning; however, you must meet minimum prerequisites in order to get certified. Should you have any questions, consult with your Instructor.
2. There may be periodic downtime for system maintenance and updates.

INTERNATIONAL
TRAINING

Item #541002-01 Copyright 2018, International Training v.1018



eLearning User Guide



Me Learning
eLearning that fits me

Your eLearning Course:

Your Sign-Up Code:


wearefriti.com

Getting Started FOR STUDENTS

Thank you for choosing International Training's eLearning program to complete your first response course academics. These programs were designed to give you a firm foundation upon which to begin your in-class training.

Let's Get Started:

1. Open a web browser and go to **wearefrti.com**
2. Select the button titled **"eLearning"** in the top right corner of the screen.



From the eLearning courses webpage you can view the details of each course or go directly to the sign up process.

3. If you haven't created a profile you'll be prompted to before proceeding. You'll enter contact information, an address, and login information. Please ensure accuracy when entering information as this profile will be associated with your certifications and your permanent system account. Please do not create multiple accounts.

A screenshot of the eLearning sign-up form. The form is titled 'Contact Information' and includes fields for Prefix, First Name, Middle Name, Last Name, Suffix, Date of Birth (YYYY-MM-DD), Phone Number, and Gender. The 'eLearning' button from the previous screenshot is visible in the top right corner.

4. Do you have a code?

YES - Use the **"Enter Code"** box to redeem your code

NO - Browse courses available using the **"Select Course"** Drop down menu

eLearning

If you have an account simply log in and you'll be pushed to step 4 – payment and terms of use. The payment section won't appear for code users, as their code was purchased from the instructor.



Checkout

By beginning this eLearning program you agree to abide by the terms of use listed below.

5. After completing the terms of use you'll submit the payment and begin your course.



Sign Up Successful!

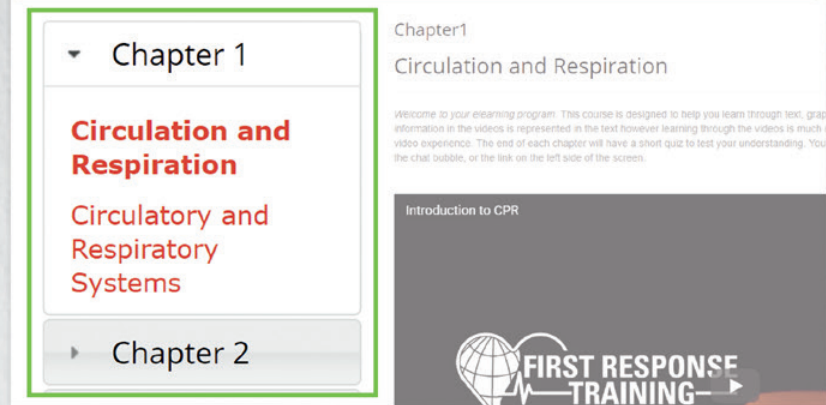
Start Your Course →

6. After the course is completed you'll have options to select a facility (not for code users), and complete a liability waiver. Once those steps are completed you'll be directed to the completion page with PDF files to take to your facility.

Course Setup

Each folder in the course layout section represents a chapter of the course. Each page inside of the folder represents a page of content. You cannot click on a page until you have progressed through all the pages before it. When you return later you will be able to advance directly to the last page you viewed.

wearefrti.com



Each chapter will discuss a topic. You will navigate a number of pages with text, pictures, illustrations and animations. All courses have embedded video. At the end of each chapter there will be a knowledge review exam. In order to progress to the next chapter you will need to score 100% on the review. If you miss a question, the system will show you the correct answer and prompt you to review the material. Once you pass the review you will move on to the next chapter.

Chapter2

Chapter 2 Exam

Review

If you have any questions during your course simply reach out to us directly using the online chat feature. If that feature is not active please use the "contact us" link to reach us via phone call or email.



Chat with an Instructor!